

Soft Starters SAS 3 ... 11, SAS 11PUST, SAS 22PUST 1.1

Features:

- ❑ single-phase controlled soft starter
- ❑ All devices for pole-changing motors
- ❑ dual-voltage, for 400V and 230V networks
- ❑ easy mounting, also for retrofitting into existing plants
- ❑ terminal arrangement suitable for switchgear connection
- ❑ for snap-mounting on 35mm standard rail
- ❑ integrated bypass relay
- ❑ no mains neutral conductor (N) required
- ❑ special voltages up to 640V
- ❑ also for single-phase applications
- ❑ degree of protection IP 20 (SAS 3 ... SAS 11)
- ❑ degree of protection IP 00 (SAS 11PUST, 22PUST)



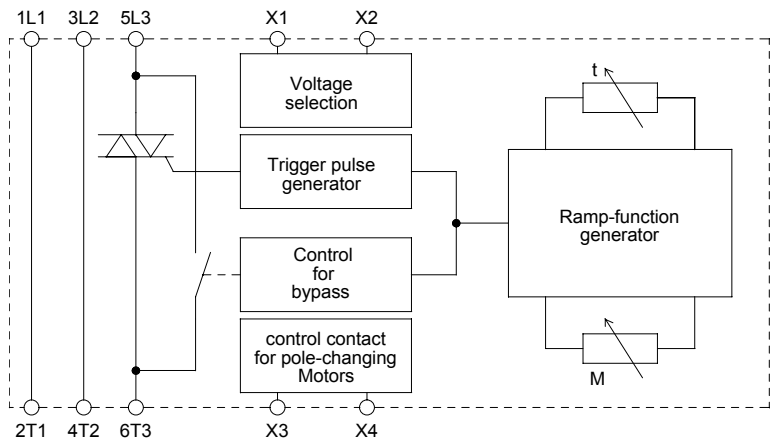
Soft Starters
SAS 3 ... 11
SAS 11PUST, 22PUST
CE

Function:

- ❑ soft start
- ❑ 2 separately adjustable parameters starting torque, starting time
- ❑ control contact for pole-changing Motors

Typical Applications:

- packaging machinery
- sliding doors
- belt drives
- conveying machinery
- door drives of passenger and goods lifts
- limitation of starting current for transformers



Technical Data	SAS					
	3	5,5	7,5	11	11PUST	22PUST
Mains / Motor voltage X1-X2 jumpered	160 ... 240V ± 10%				400V ±15%	
Mains / Motor voltage X1-X2 not jumpered	380 ... 480V ± 10%					
Device nominal current	6,5A	12A	16A	25A	25A	45A
Mains frequency	50/60Hz					
Motor rating at 230V	1,5kW	3kW	4kW	5.5kW		
Motor rating at 400V	3kW	5.5kW	7.5kW	11kW	11kW	22kW
min. Motor load	10% of the device power rating					
Starting torque	0 ... 50%					
Starting time	0.5 ... 5s					
Reset time	200ms					
max. Switching cycle per hour	100	80	50	30	120	60
Ambient / Storage temperature	0°C ... 45°C / -25°C ... 75°C					
Weight	0.3kg	0.3kg	0.5kg	0.5kg	2.7kg	3.0kg
Order number	20700. 40003	20700. 40005	20700. 40007	20700. 40011	20800. 38011	20800. 38022

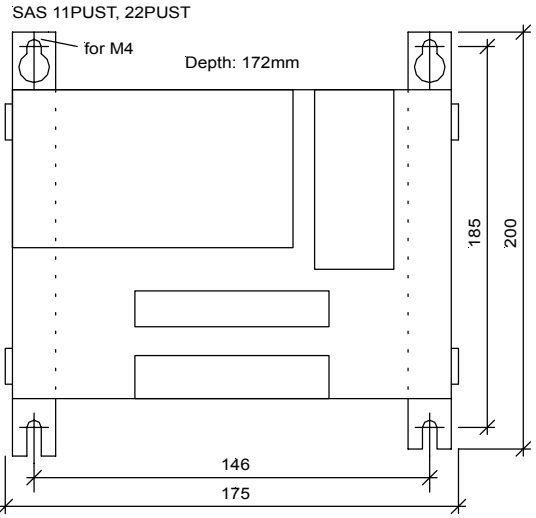
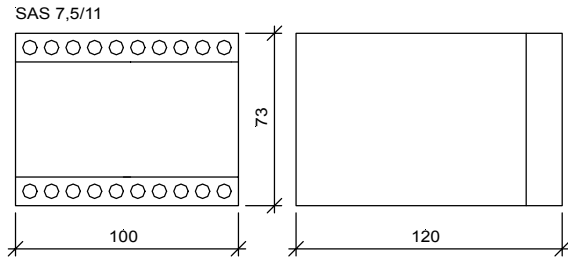
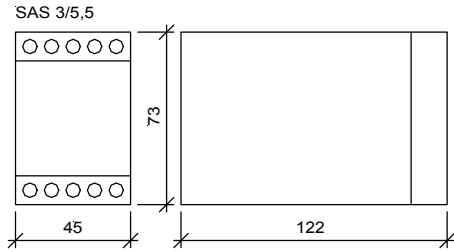
SAS 3 up to SAS 11:

Standard up to 480V
 Option: special voltages 500V up to 640V (all types in to 100mm-housing)

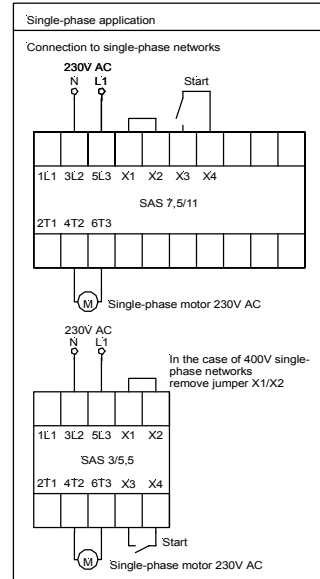
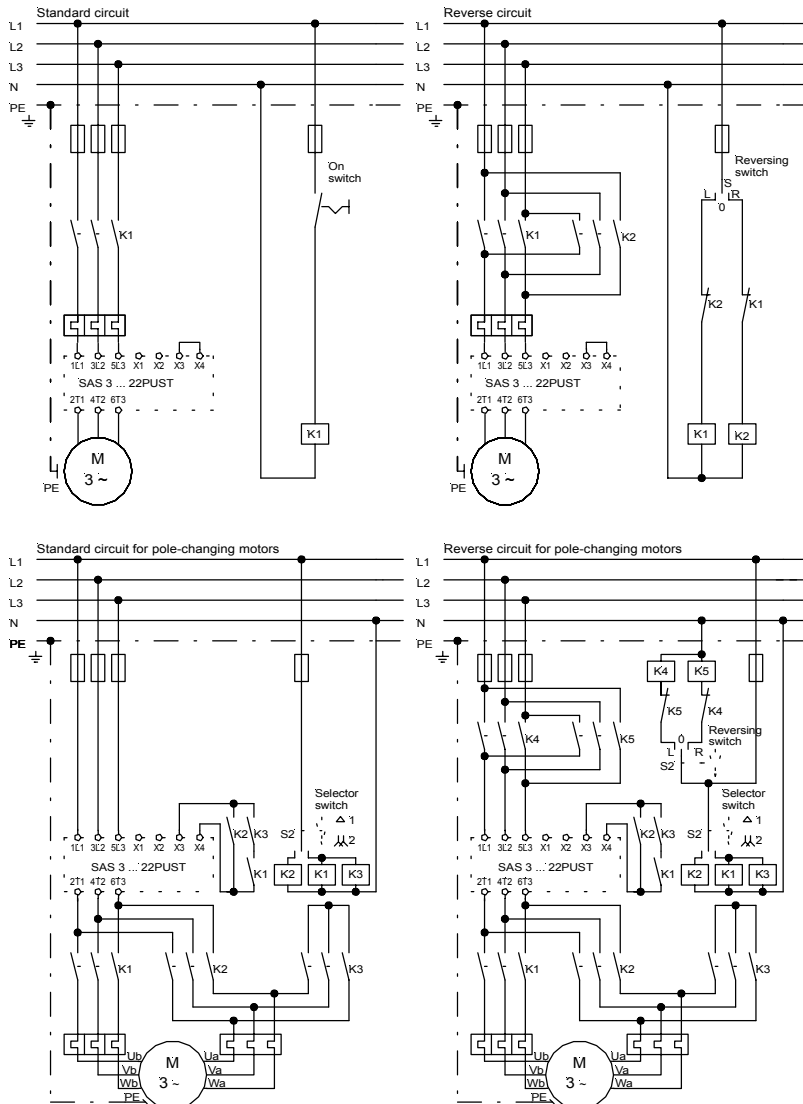
SAS 11PUST and SAS 22PUST:

Option: special voltages up to 690V

Dimensions:



Connection Diagrams:



The terminal destination for SAS 11PUST and SAS 22PUST are like following:

L1 - 1L1
 L2 - 3L2
 L3 - 5L3
 U1 - 2T1
 V - 4T2
 W - 6T3

EMC

The limit values for emitted interference according to the applicable device standards do not rule out the possibility that receivers and susceptible electronic devices within a radius of 10m are subjected to interference.

If such interference, that is definitely attributable to the operation of the soft starters "SAS", occurs, the emitted interference can be reduced by taking appropriate measures.

Such measures are, e.g.:

- to connect reactors (3mH) or a suitable mains filter in series before the soft starter,
- or to connect X-capacitors (0,15µF) in parallel to the supply voltage terminals.

By jumpering the contacts X1/X2 devices SAS 3, SAS 5,5, SAS 7,5 and SAS 11 can also be used for 220/240V networks. (no at SAS 11PUST and SAS 22PUST).